

Scalar Conservation Mapping in Dynamics to Physics Coupling

Authors: T.A.J.Ouermi, Robert M. Kirby, Martin Berzins (SCI University of Utah),
Alex Reinecke, Kevin Viner (Naval Research Laboratory),
John Michalakes (University Corporation for Atmospheric Research).

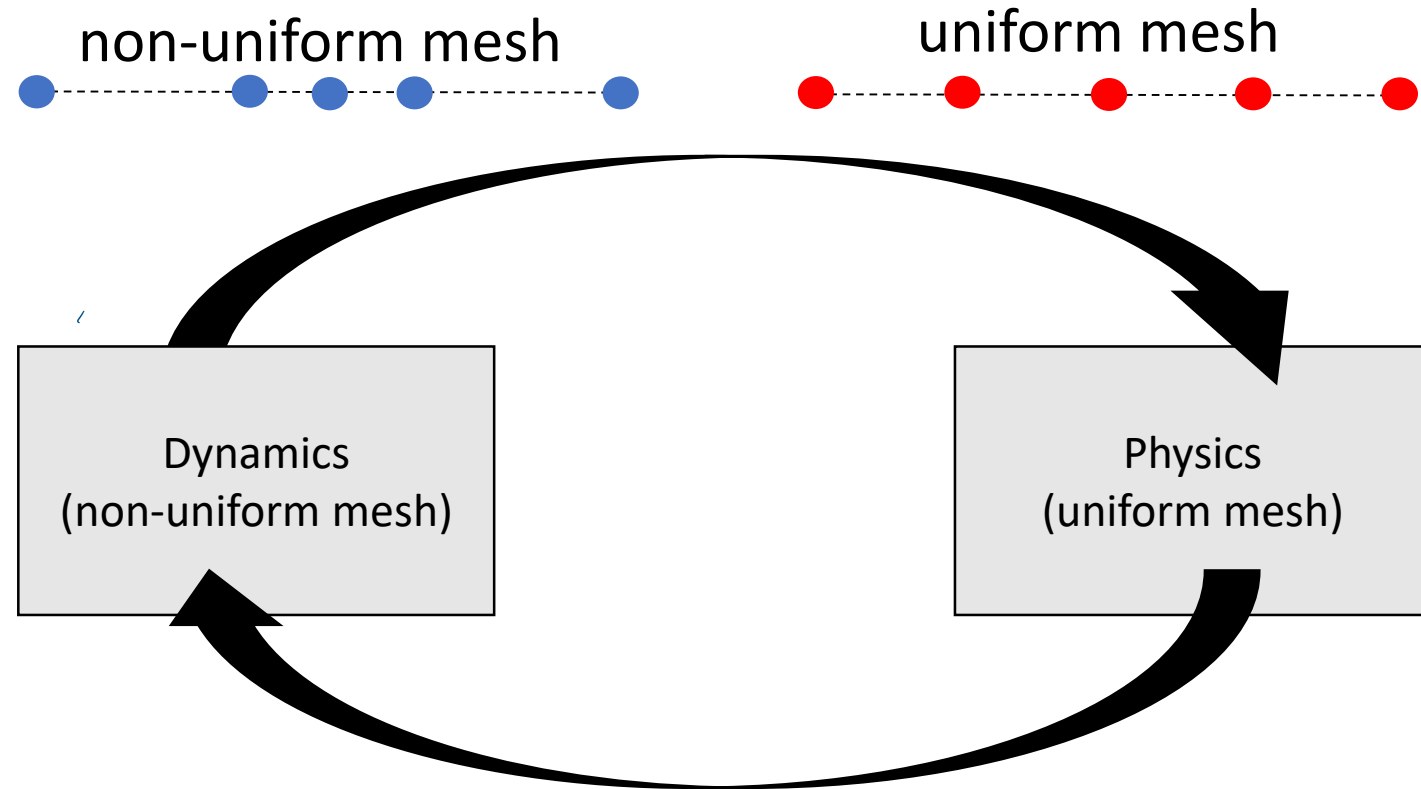


Outline

- Motivation
- Mapping challenges
- Positivity-preserving mapping
- Application results with 1D BOMEX
- Discussion and closing remarks

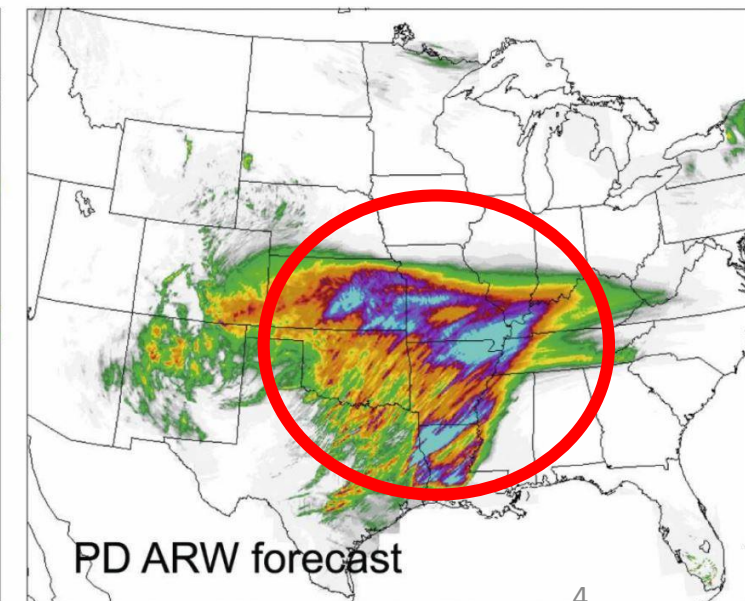
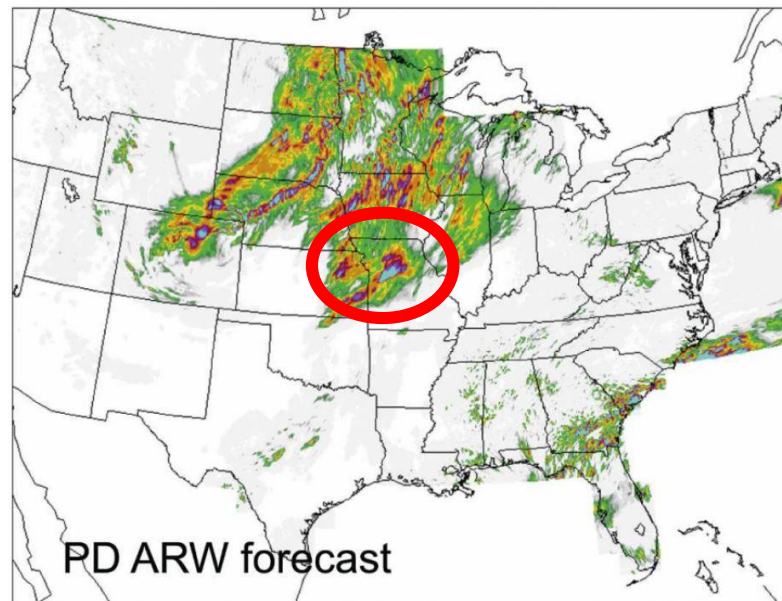
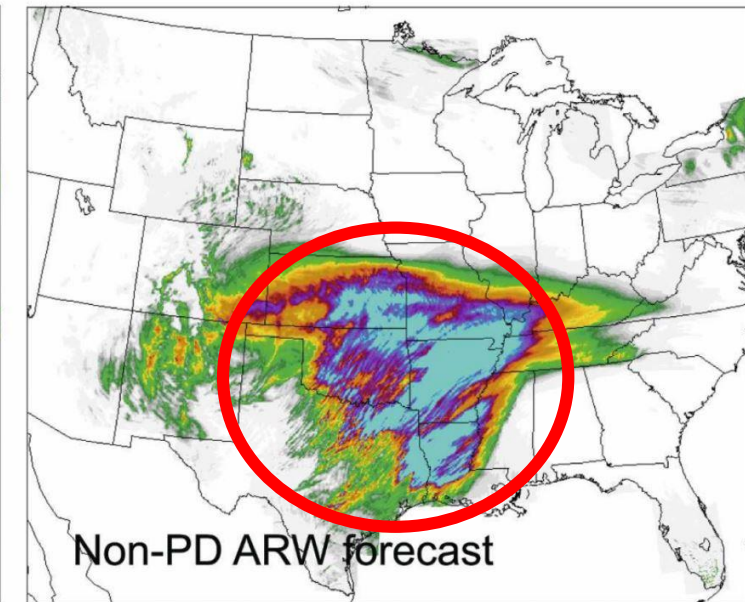
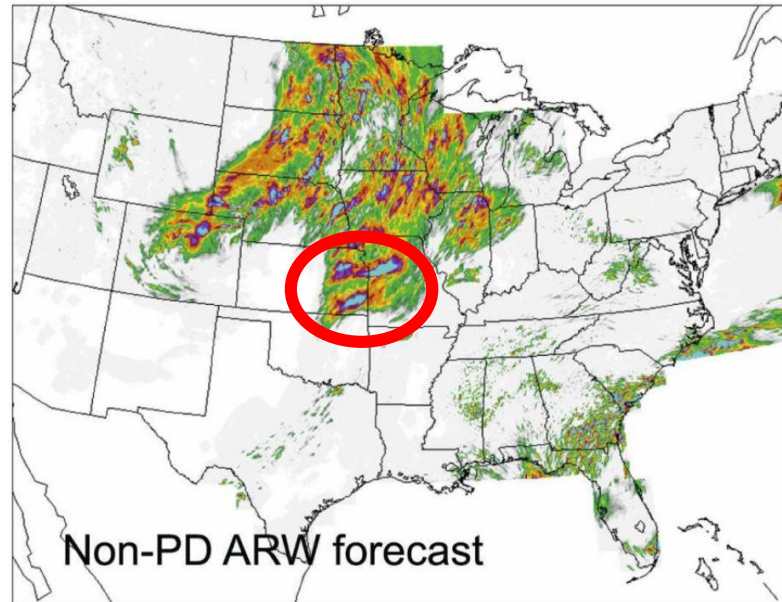
Motivation

- Dynamics uses spectral method (SM) with non-uniform mesh.
- Dynamics' results are evaluated at uniform mesh points and passed to physics.
- Physics results are then evaluated at non-uniform mesh points to pass back to dynamics.
- SM enables a high-order accuracy and a better usage of compute resources.
- The mapping between physics and dynamics in NEPTUNE does not preserve positivity.
- **Preserving positivity may be critical for a more accurate forecast.**



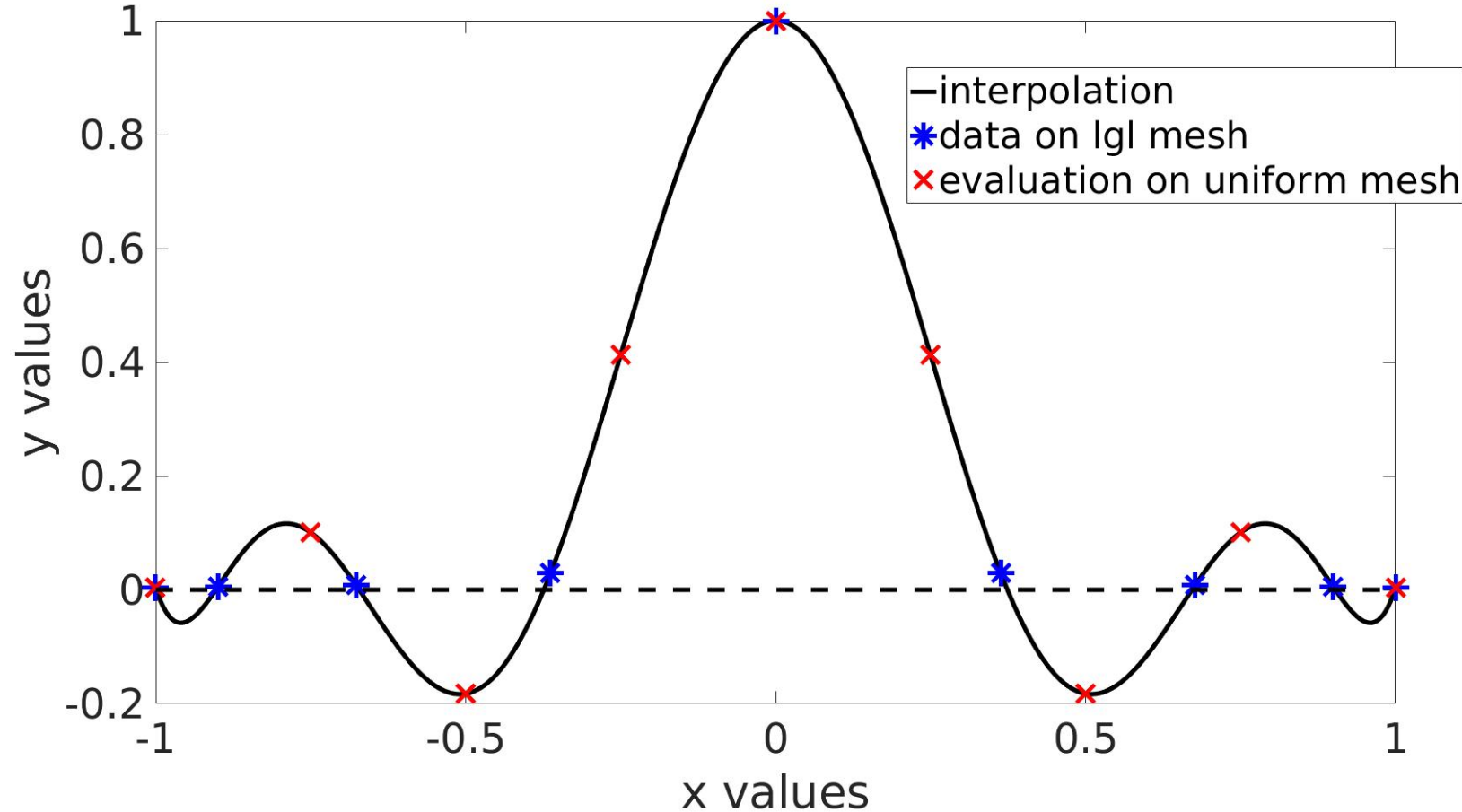
Example of Case Studies From Skamrock et al.

- The top two figures are not positivity preserving and the bottom two are.
- Non positivity-preserving in advection scheme contributes to the large positive bias found in the precipitation forecast.
- The 24-h accumulated precipitation valid at (left) 1200 UTC 5 Jun 2005 and (right) 1200 UTC 14 Apr 2007: (top) 12–36-h ARW non-PD forecasts, and (bottom) 12–36-h ARW PD forecasts.
- Positivity-preserving scheme reduces the moisture.



Mapping Challenges

- High-order methods enable high-accuracy and better utilization of compute resource.
- High-order polynomial interpolation may lead to oscillations, especially in the presence of steep gradients.
- Evaluating the polynomial at uniform mesh points may lead to negative values.

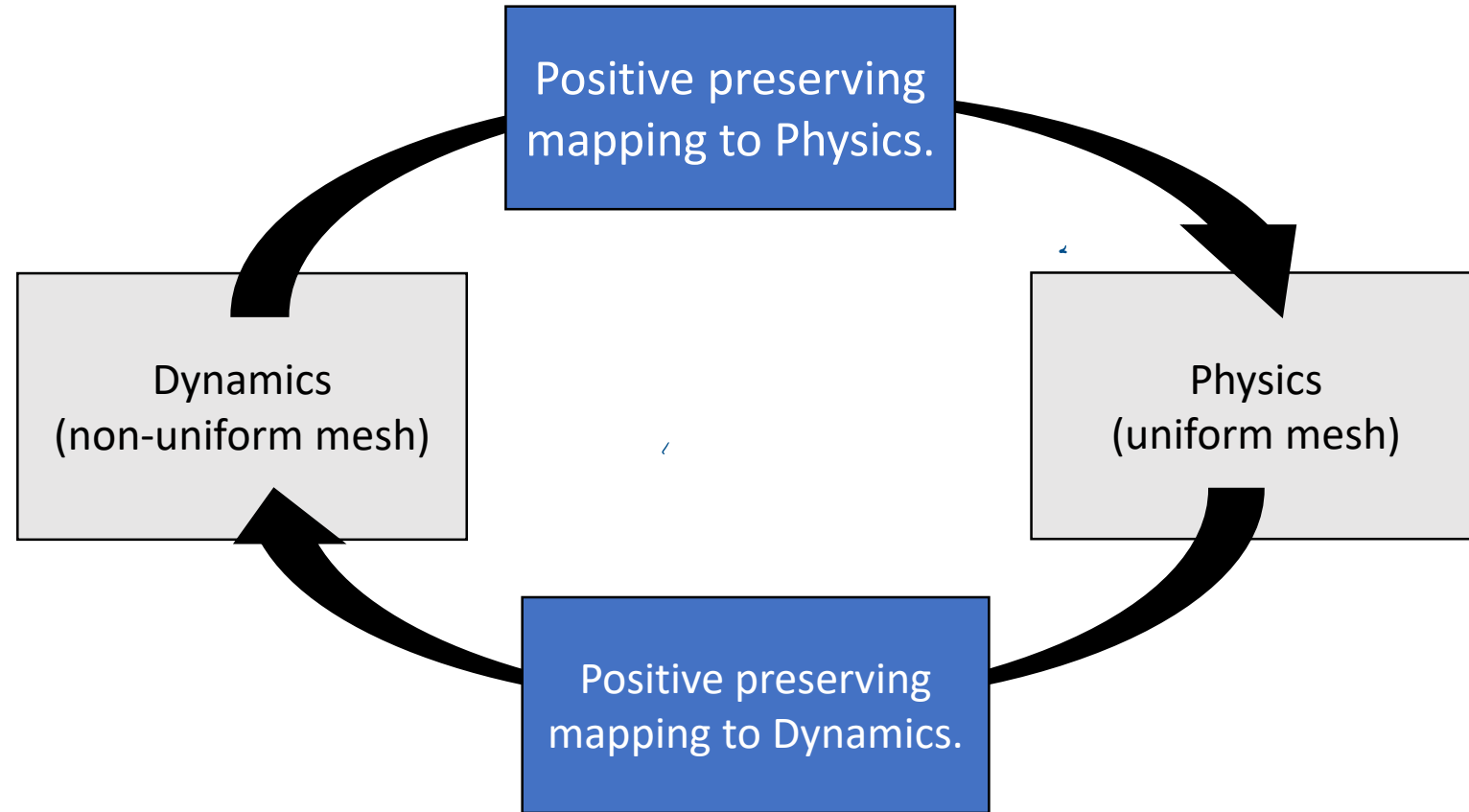


Mapping Challenges

- Now dynamics results in NEPTUNE are rescaled using Limiters by Zhang and Shu [3] and Light and Duran [4] (TMAR).
- Limiters by Zhang and Shu [3] (ZS) and Light and Duran. [4] (TMAR) rescale a given polynomial to ensure positivity at the nodes and conserve mass.
- The ZS or TMAR approach can be used to rescale resulting polynomials from dynamics (mapping from dynamics to physics).
- ZS and TMAR are not applicable for the physics to dynamics mapping because physics produces a set of values but not a polynomial.
- ZS and TMAR conserve mass but may increase oscillations.

Mitigate Mapping Challenges

- Introduce a **positivity-preserving mapping** from physics to dynamics and vice versa for NEPTUNE.



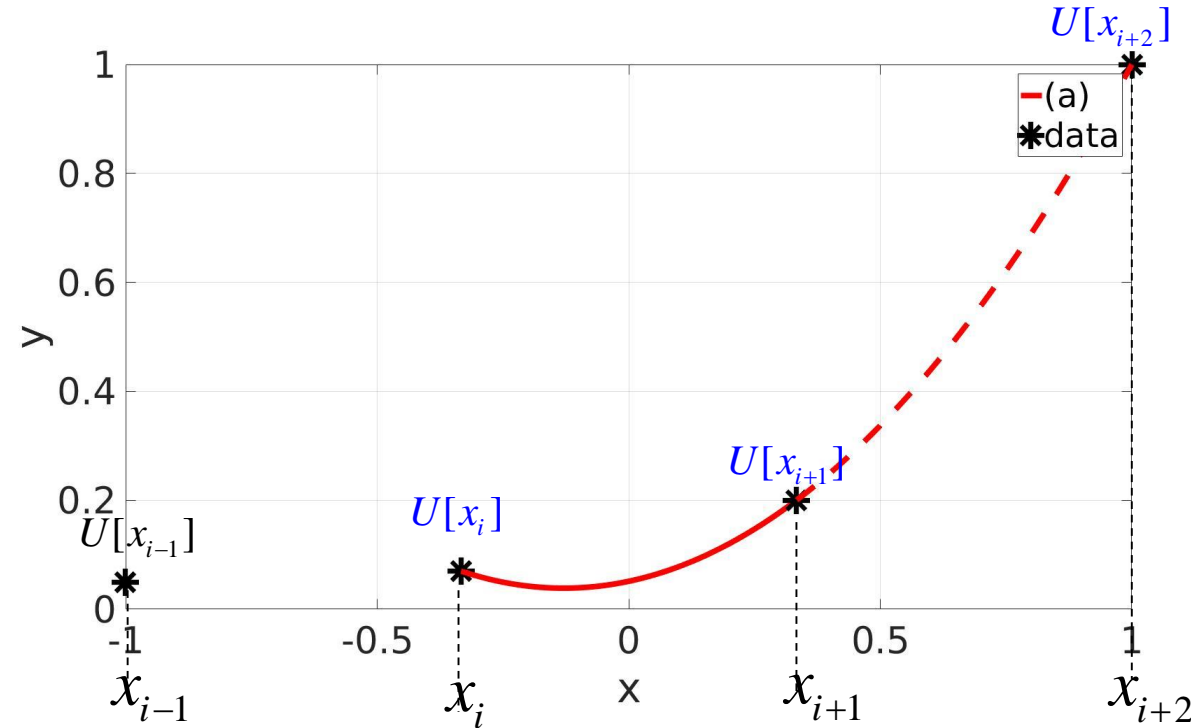
Newton Polynomial

$$(a) P_N(x) = U[x_i] + (x - x_i)U[x_i, x_{i+1}] \\ + (x - x_i)(x - x_{i+1})U[x_i, x_{i+1}, x_{i+2}]$$

$$\text{Divided difference: } U[x_i, x_{i+1}] = \frac{U[x_{i+1}] - U[x_i]}{x_{i+1} - x_i}$$

$$U[x_i, x_{i+1}, x_{i+2}] = \frac{U[x_i, x_{i+2}] - U[x_i, x_{i+1}]}{x_{i+2} - x_i}$$

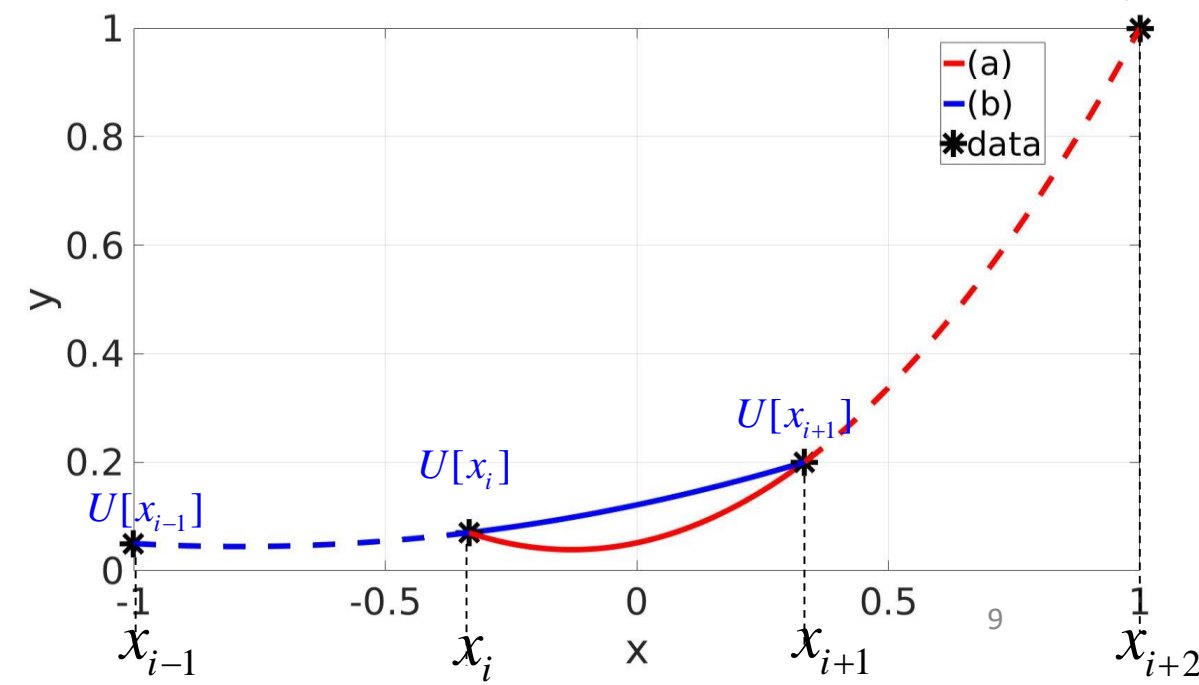
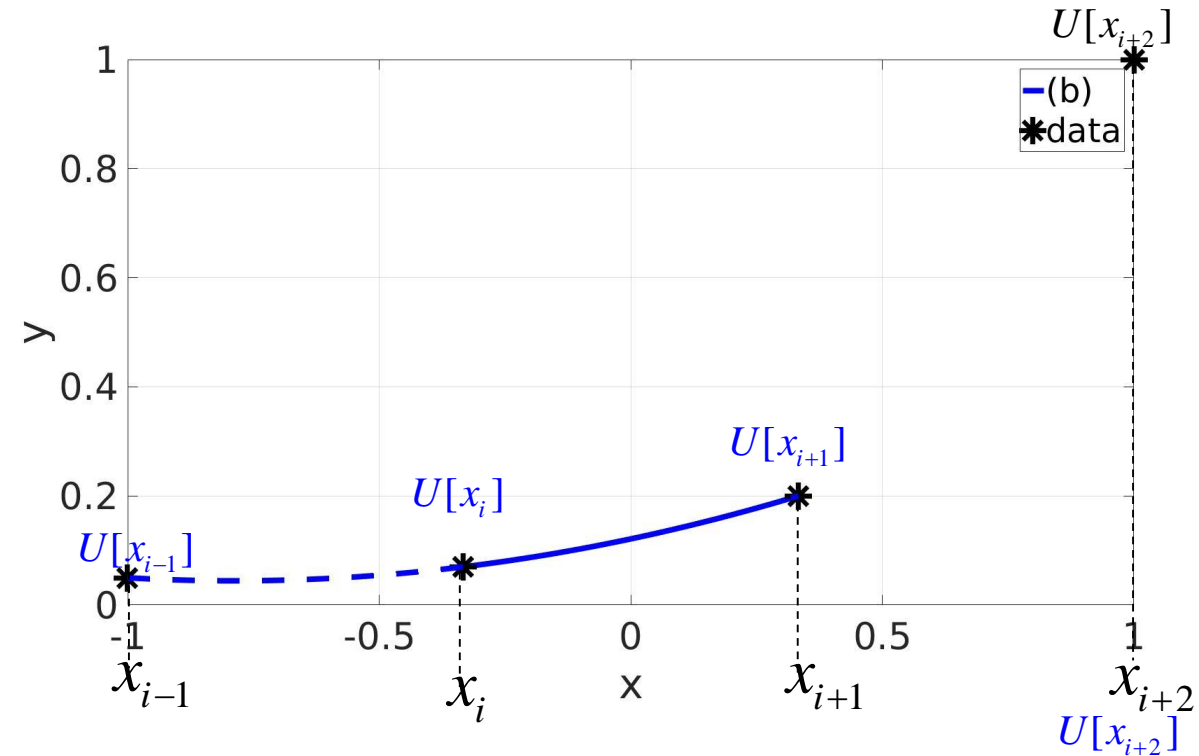
$$\text{General case: } U[x_i, x_{i+1}, \dots, x_{i+k}] = \frac{U[x_{i+1}, \dots, x_{i+k}] - U[x_i, \dots, x_{i+k-1}]}{x_{i+k} - x_i}$$



Newton Polynomial

$$(a) P_N(x) = U[x_i] + (x - x_i)U[x_i, x_{i+1}] \\ + (x - x_i)(x - x_{i+1})U[x_i, x_{i+1}, x_{i+2}]$$

$$(b) P_2(x) = U[x_i] + (x - x_i)U[x_i, x_{i+1}] \\ + (x - x_i)(x - x_{i+1})U[x_{i-1}, x_i, x_{i+1}]$$



Data-Bounded

The positivity-preserving method builds on the data-bounded method by Berzins [2].

$$(b) \quad P_2(x) = U[x_i] + (x - x_i)U[x_i, x_{i+1}] \\ + (x - x_i)(x - x_{i+1})U[x_{i-1}, x_i, x_{i+1}]$$

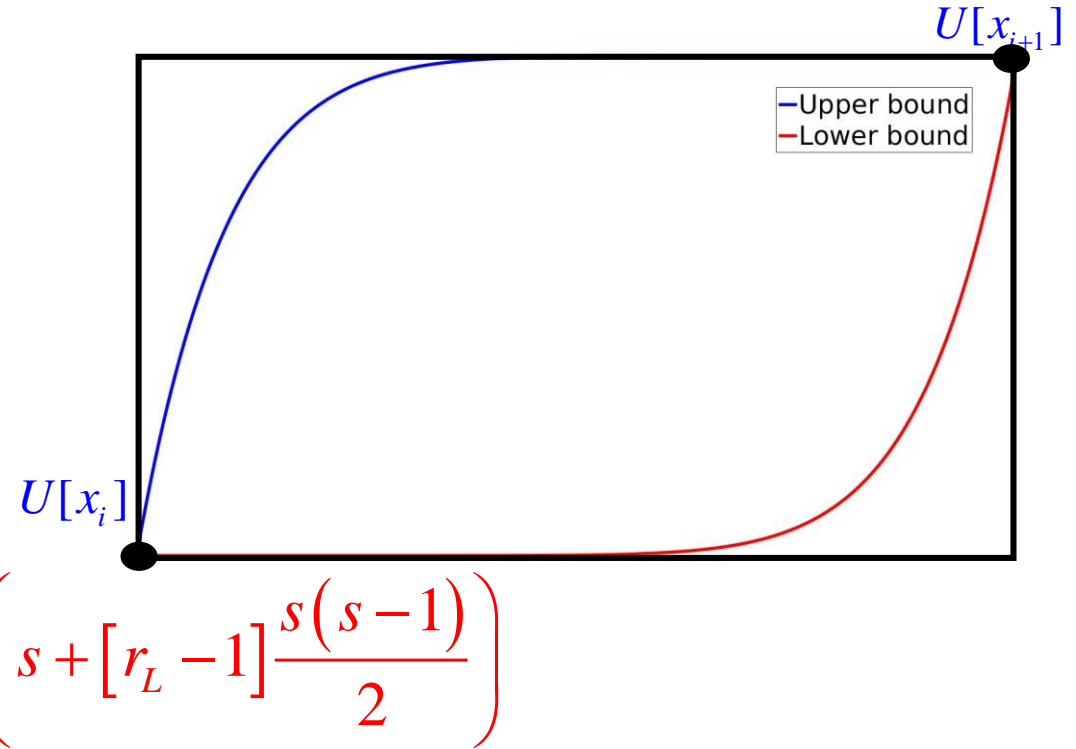
can be written as $P_2(x) = U[x_i] + (U[x_{i+1}] - U[x_i]) \left(s + [r_L - 1] \frac{s(s-1)}{2} \right)$

with $0 \leq s = \frac{(x - x_i)}{(x_{i+1} - x_i)} \leq 1$ and $r_L = \frac{U[x_{i-1}, x_i]}{U[x_i, x_{i+1}]}$

$P_2(x)$ bounded between $U[x_{i+1}], U[x_i]$ requires $0 \leq S_2 = \left(s + [r_L - 1] \frac{s(s-1)}{2} \right) \leq 1 \Rightarrow 0 \leq r_L \leq 1$

Data-bounded method chooses the points so that the ratio of divided difference is bounded.

$$0 \leq r_L \leq 1 \quad \text{or} \quad 0 \leq r_R = \frac{U[x_{i+1}, x_{i+2}]}{U[x_i, x_{i+1}]} \leq 1.$$



Positivity-Preserving

The positivity-preserving method builds on the data-bounded method [2].

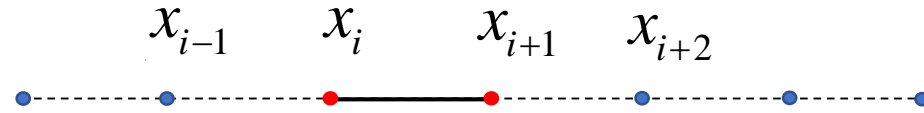
The **positivity-preserving** method is essentially relaxing the bounds on the divided difference ratio r_R [5].

Positivity-preserving method requires

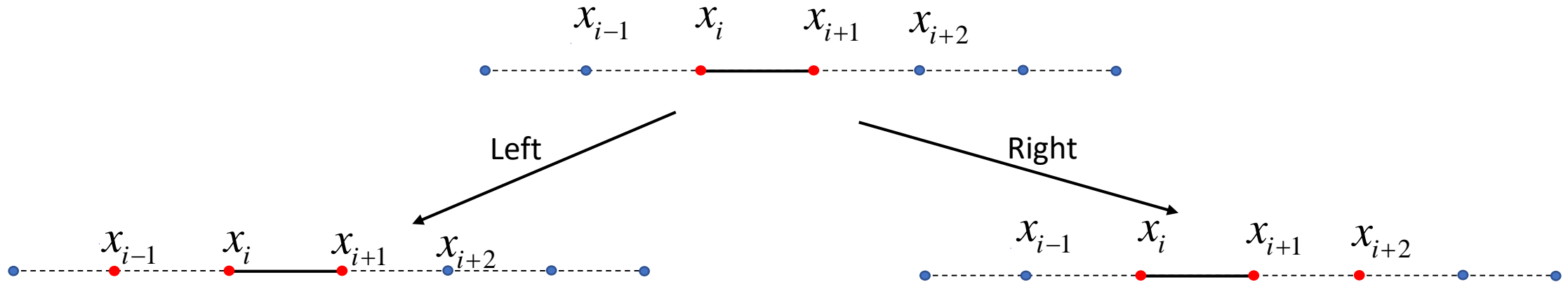
$$\Rightarrow -\frac{U[x_i]}{U[x_{i+1}]-U[x_i]} \leq r_L \leq -\frac{U[x_{i+1}]}{U[x_{i+1}]-U[x_i]} + 1 \text{ with } r_L = \frac{U[x_{i-1}, x_i]}{U[x_i, x_{i+1}]}$$
$$\text{or } -\frac{U[x_{i+1}]}{U[x_{i+1}]-U[x_i]} - 1 \leq r_R \leq \frac{U[x_i]}{U[x_{i+1}]-U[x_i]} \text{ with } r_R = \frac{U[x_{i+1}, x_{i+2}]}{U[x_i, x_{i+1}]}$$

Paper in preparation [5].

Adaptive Polynomial Interpolation

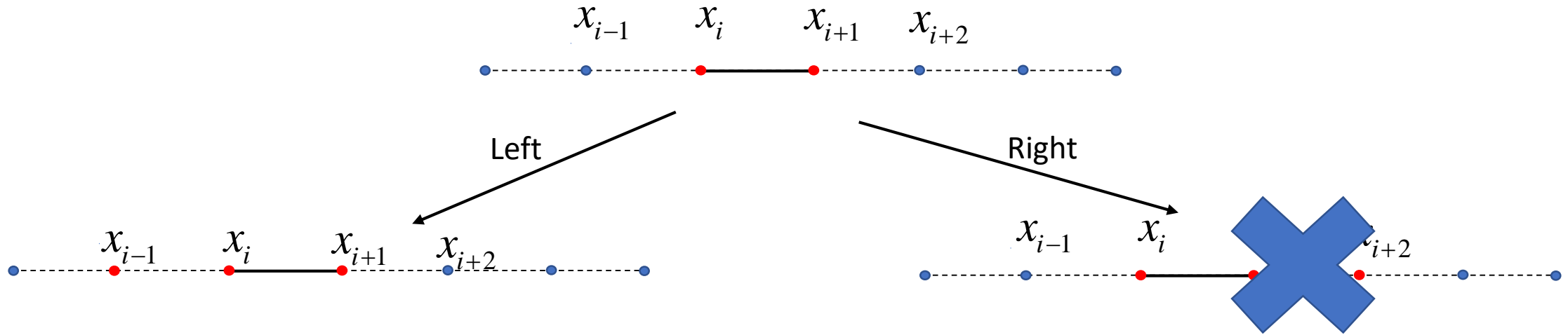


Adaptive Polynomial Interpolation



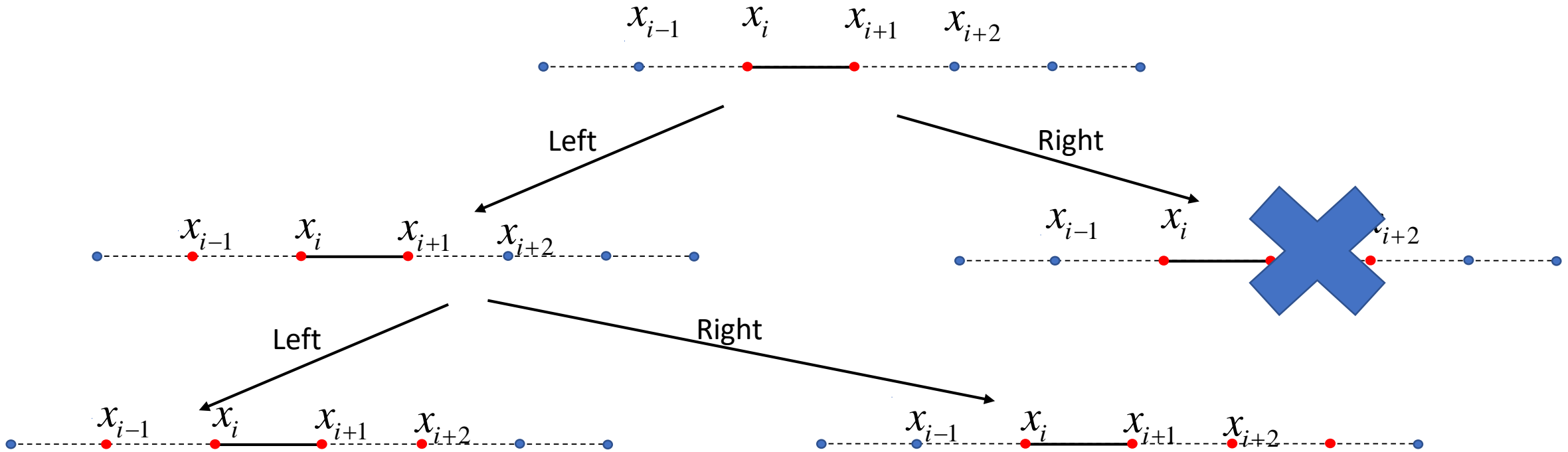
- Choose the direction with the smallest divided difference.

Adaptive Polynomial Interpolation



- Choose the direction with the smallest divided difference.
- Pick left because $|U[x_{i-1}, \dots, x_{i+1}]| \leq |U[x_i, \dots, x_{i+2}]|$
- Check for positivity-preserving requirement.

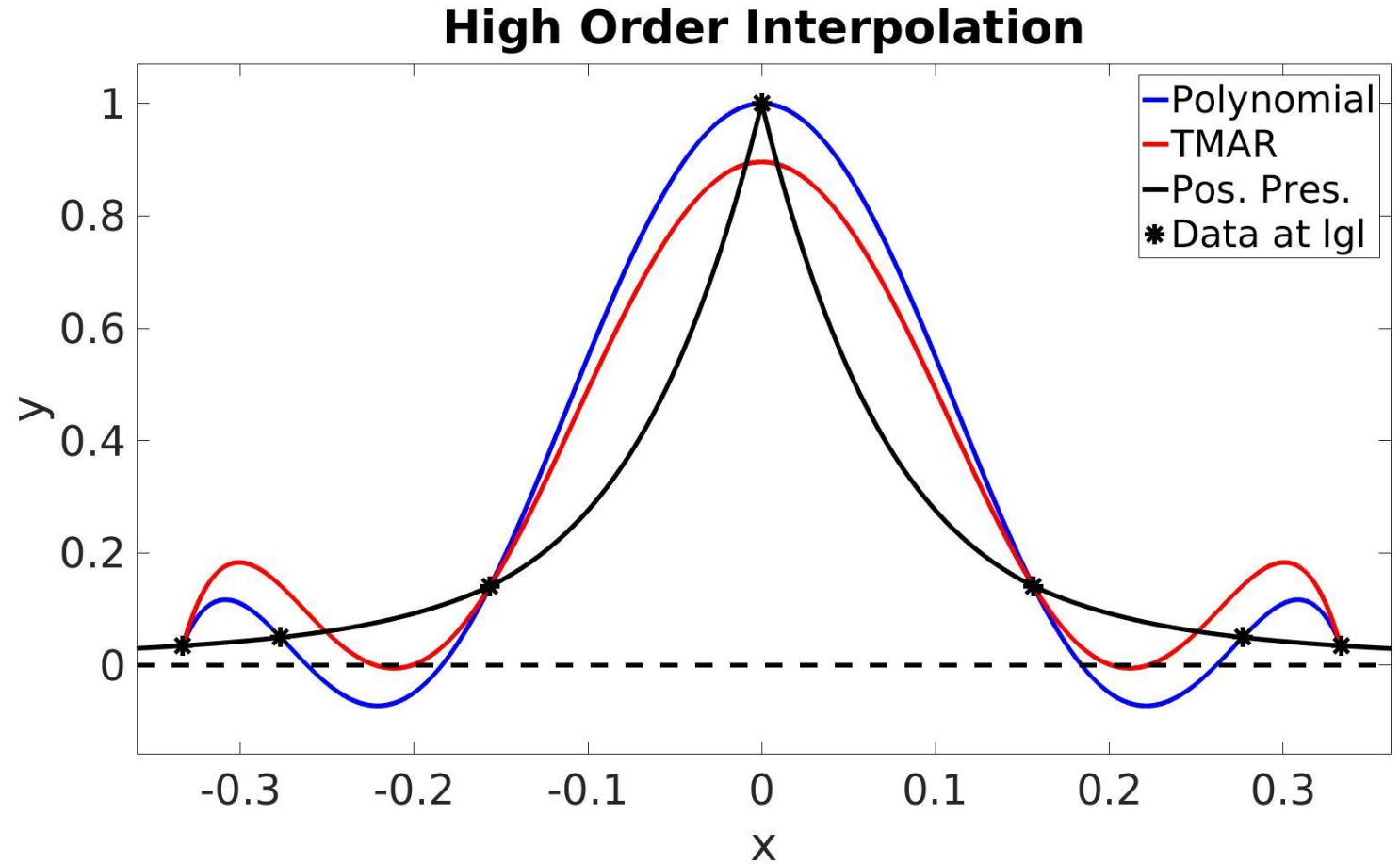
Adaptive Polynomial Interpolation



- Choose the direction with the smallest divided difference.
- Pick left because $|U[x_{i-1}, \dots, x_{i+1}]| \leq |U[x_i, \dots, x_{i+2}]|$
- Check for positivity-preserving requirement.
- Repeat the process for the next degree.

Mapping Challenges

- The rescaled polynomial using TMAR ensures positivity at the nodes.
- Rescaling with TMAR conserves mass.
- The rescaled polynomial may increase oscillations.
- Rescaling requires a polynomial.
- The new positivity-preserving ensures positivity over the entire interval.



BOMEX Test Case

- The 1D Barbados Oceanographic and Meteorological Experiment (BOMEX) is a simulation developed to measure and study the rate of the properties of heat, moisture, and momentum.
- This work focuses on moisture, because “cloud mixing ratio” mapping between dynamics and physics leads to negative values.
- This simulation uses a 5th degree polynomial for each element.

$$\frac{\partial \bar{\phi}}{\partial t} = \left(\frac{\partial \bar{\phi}}{\partial t} \right)_{\text{model/dynamics}} + \left(\frac{\partial \bar{\phi}}{\partial t} \right)_{\text{forcing/physics}}$$

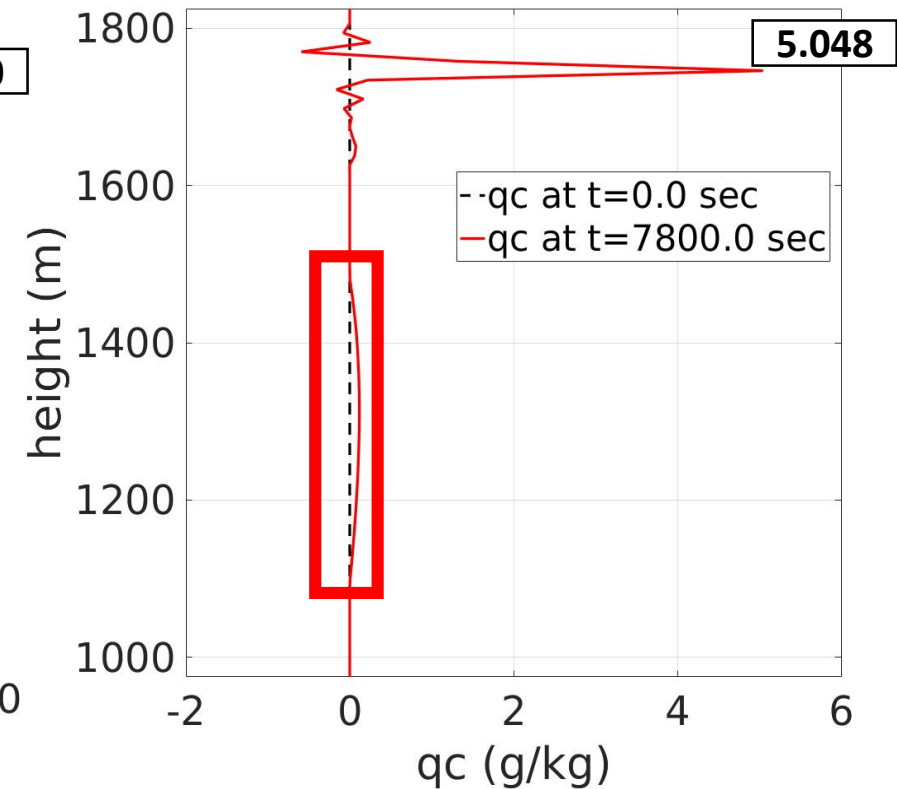
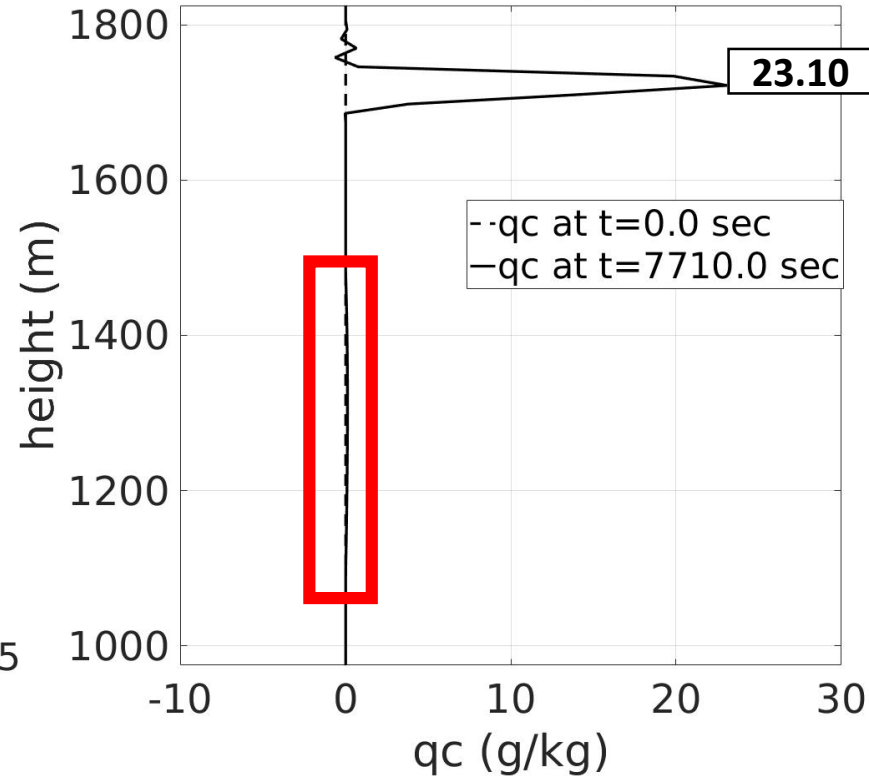
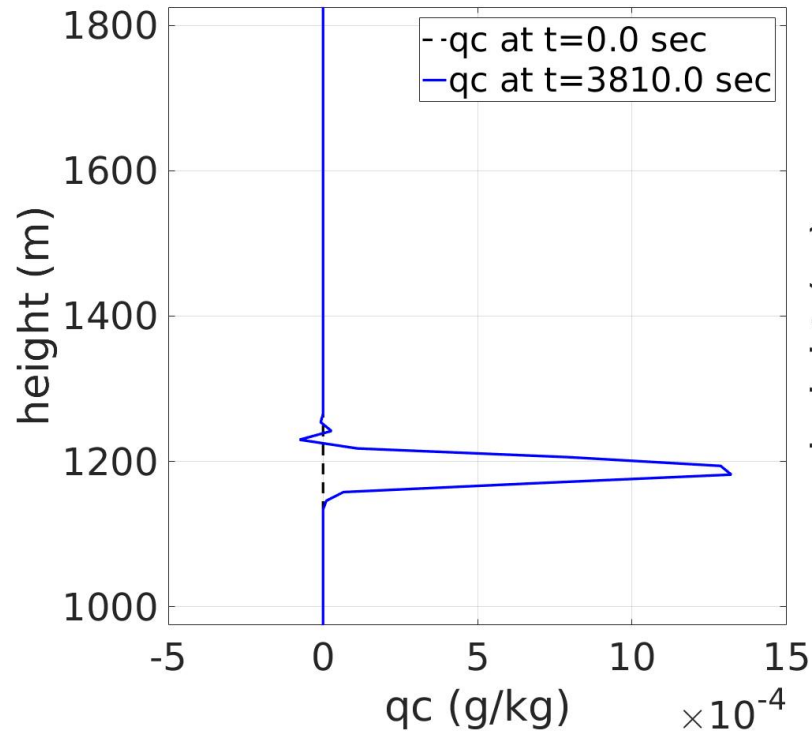
Where ϕ is dependent on (θ, q, u, v) that are respectively water potential temperature, total water specific humidity, and the velocity components.

Positivity-Preserving Interpolation In BOMEX Code

- The pseudo code indicates where positivity-preserving interpolation is applied in the BOMEX test case.
- The positivity-preserving interpolation enables a positivity-preserving mapping from dynamics to physics and vice versa.

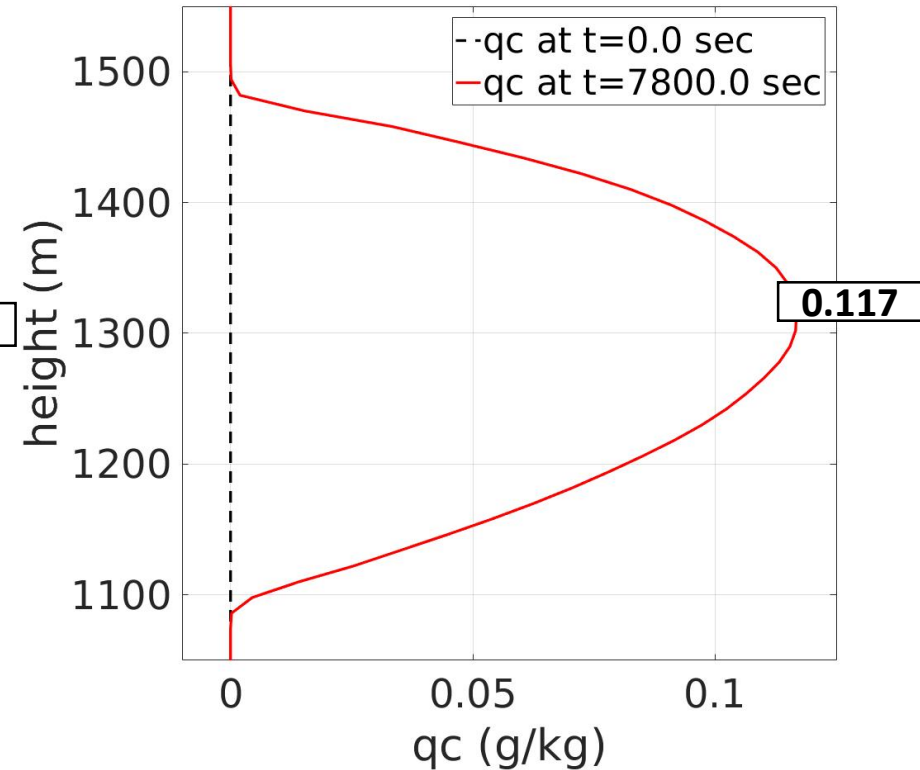
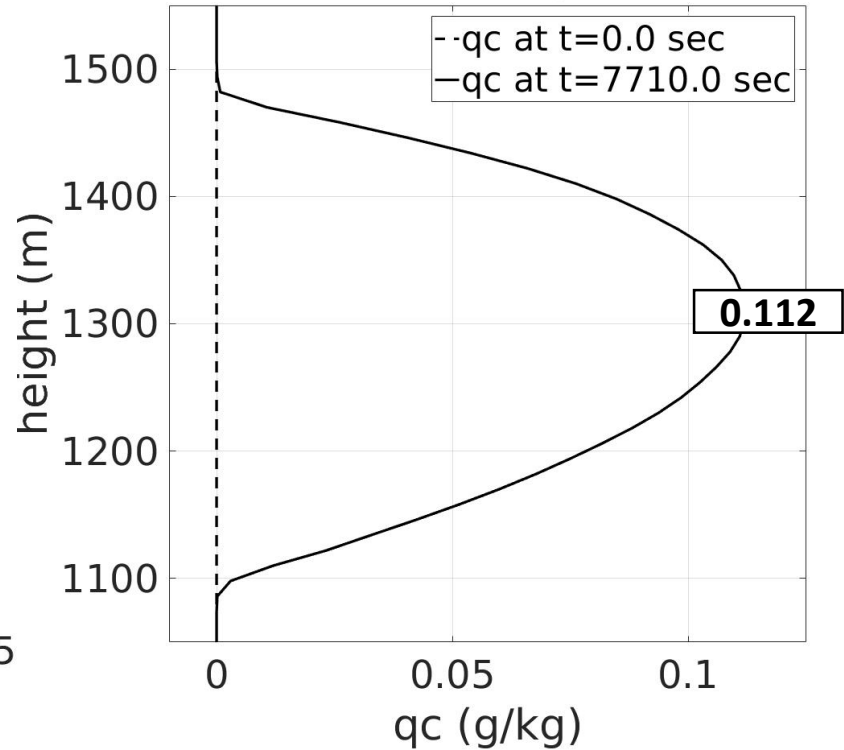
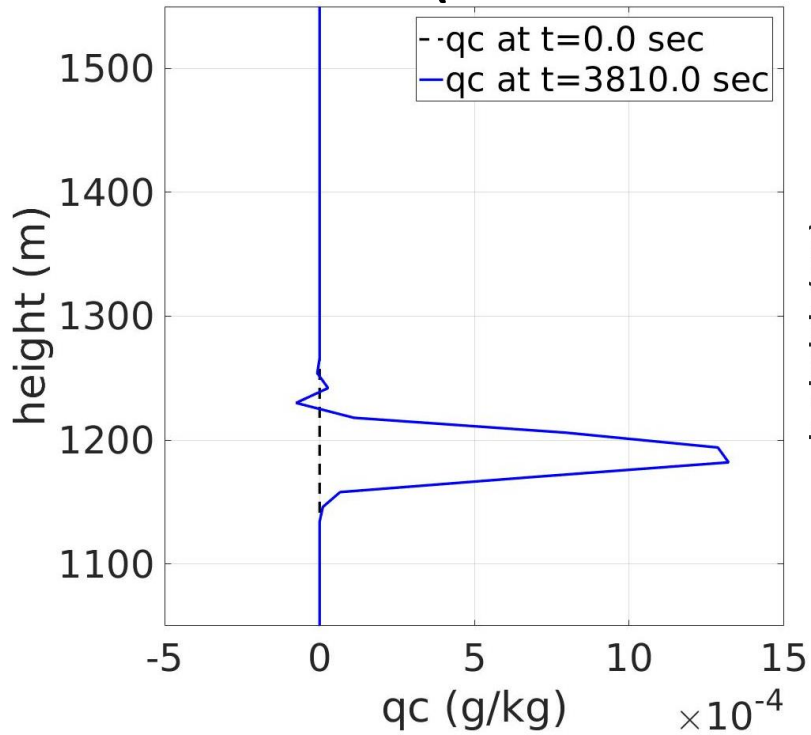
```
• While(t <=tf)  
  • Bomex_ls_forcing(...) !!dynamics  
  • Positive_preserv_interpolation(...)  
  • Run_scm_physics(...) !! physics  
  • Positive_preserv_interpolation(...)  
• end
```

BOMEX (No Limiter)



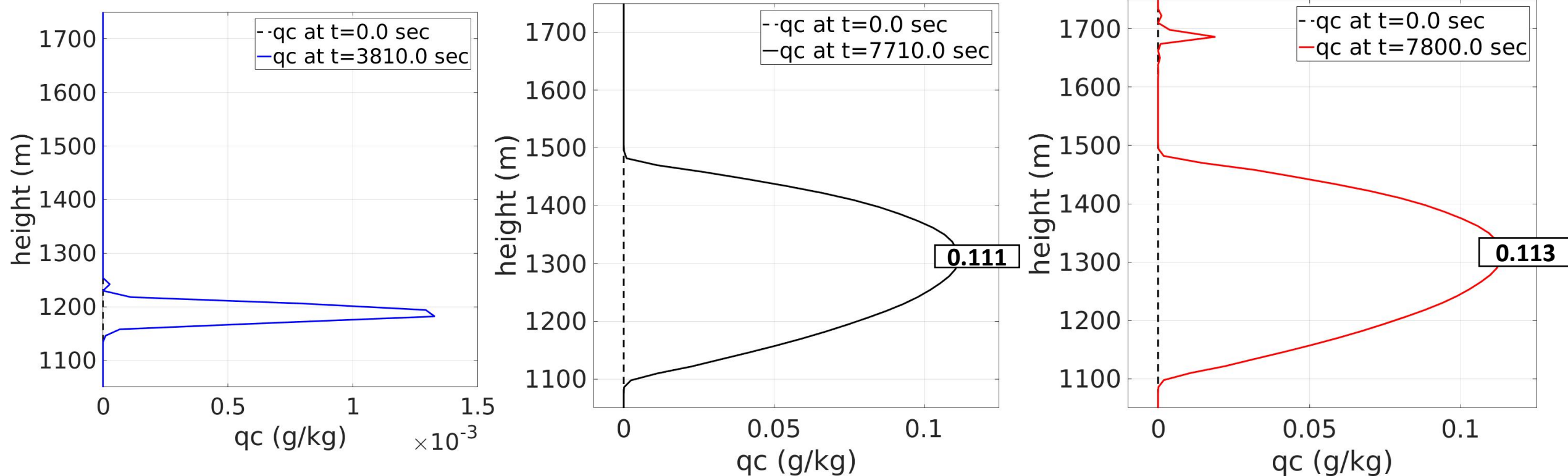
- The negative values (started at $t=3810$ sec) and oscillations are picked up by the physics, causing false peaks at $t=7710.0$ sec and $t=7800$ sec.
- Unphysical values cause the simulation to crash before the final time step $t=21600.0$
- The red box indicates the interval [1150, 1500] where the cloud-mixing ratio should be observed.

BOMEX (No Limiter)



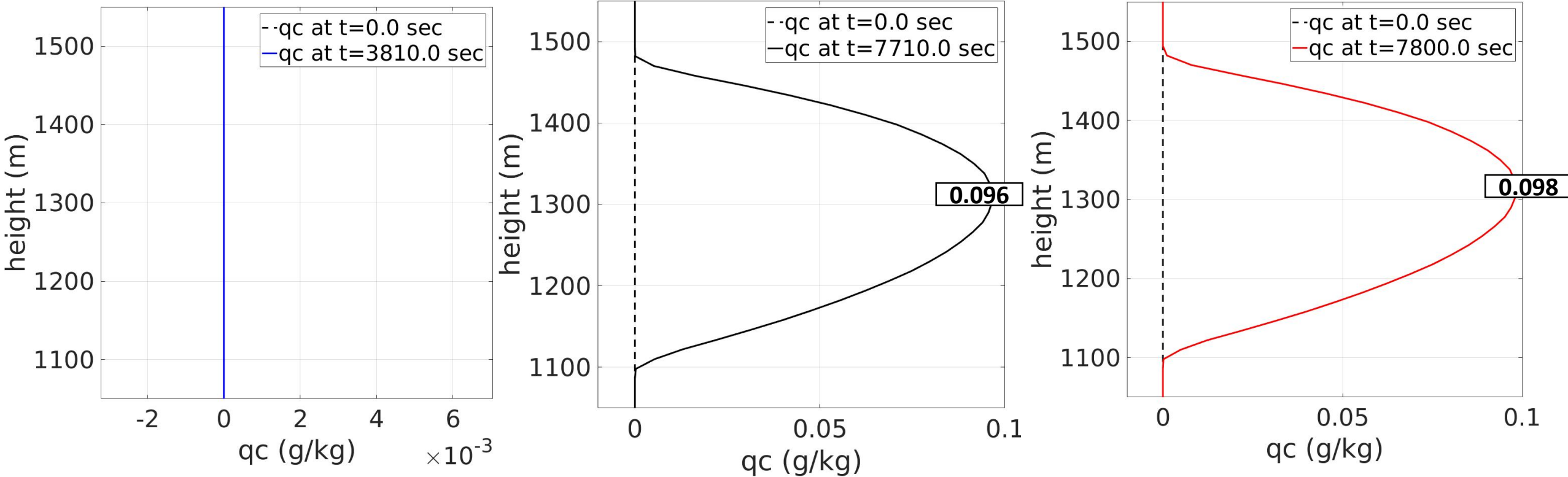
- A close look at the interval [1050, 1500] indicates more reasonable peaks.
- The blue plot is early in the simulation when not much of the cloud mixing-ratio is produced.

BOMEX With “Clipping”



- “Clipping” corresponds to truncating negative values by setting them to zero.
- The values of qc do not blow up, and the simulation does not crash.
- Oscillations cause a secondary peak as shown with the red plot at t = 7800.0 sec.

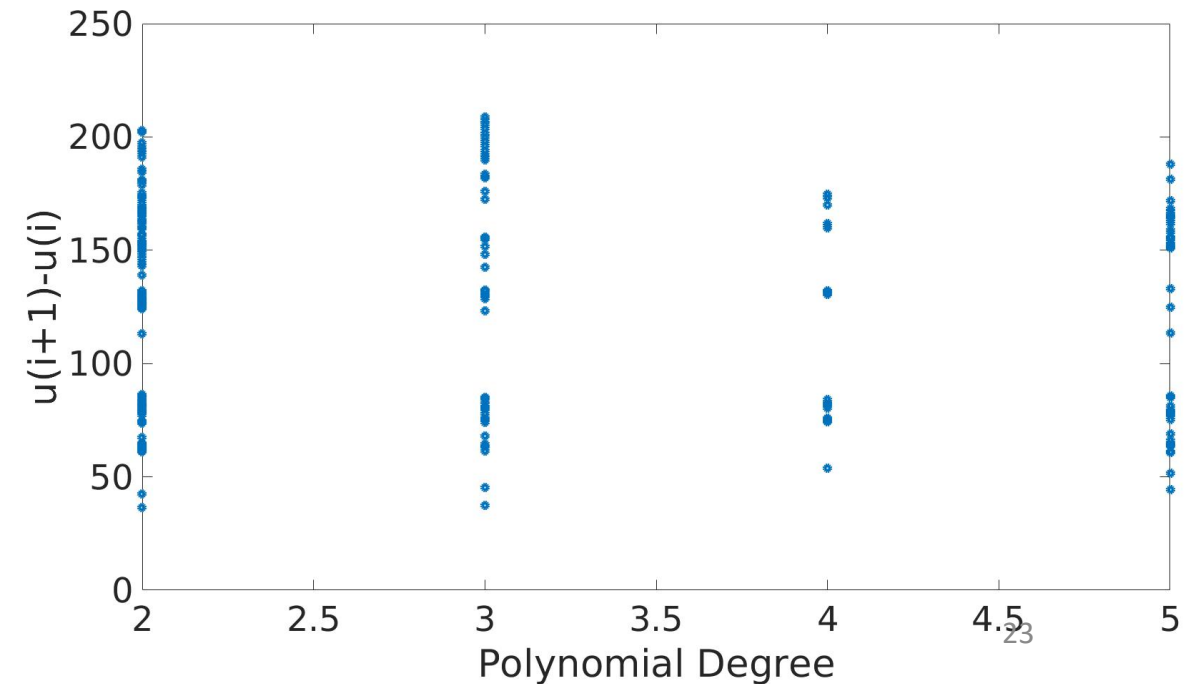
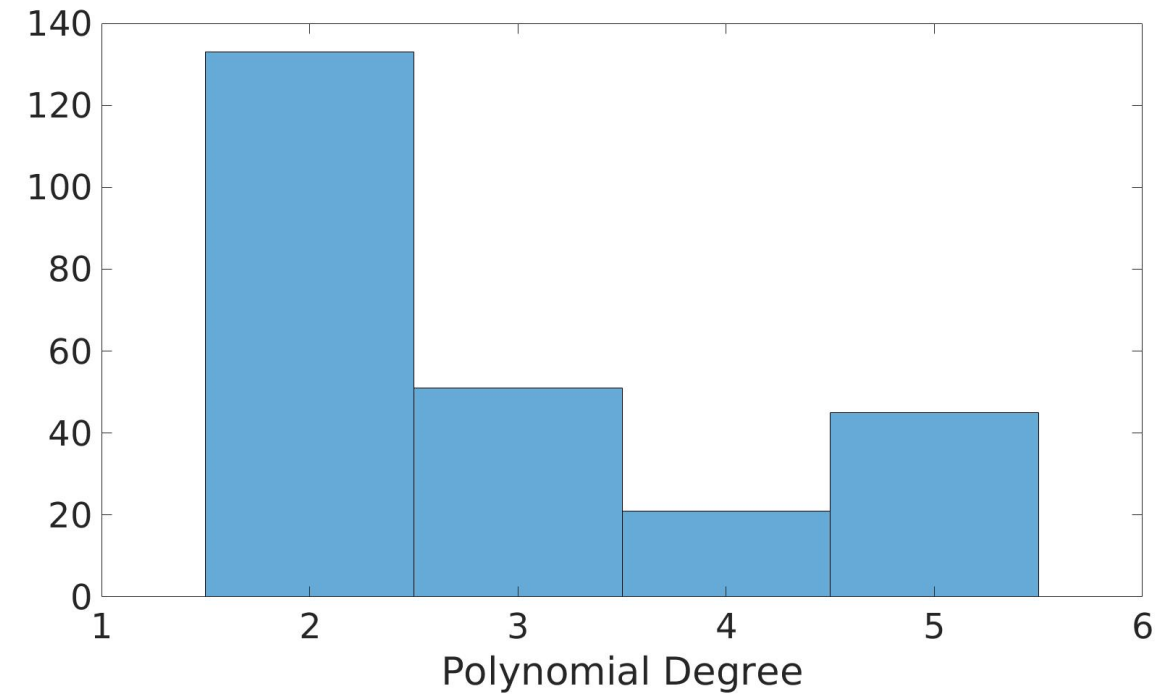
Positivity Preserving Interpolation



- The cloud-mixing ratio remains positive over the entire simulation.
- The cloud-mixing ratio peak is **$q_c=0.098$** g/kg at $t=7800$ sec, which is less than all the previous cases. Positivity-preserving interpolation reduces the positive bias in the cloud-mixing ratio prediction.

Polynomial Degree Distribution (preliminary results)

- The two figures show preliminary results on the polynomials degrees for the different sub-interval.
- More investigation is required to better understand the distribution.
- The histogram shows the polynomials degrees distribution at $t = 7800.0$ sec.
- The figure to the bottom shows the range (subinterval range) in terms of the polynomials degrees.



Discussion

- High-order interpolation may lead to oscillations and negative values.
- Non positivity-preserving leads to positive bias in the cloud-mixing ratio prediction.
- “Clipping” removes the negatives values but does not reduce the positive bias in the cloud-mixing ratio prediction.
- The positivity-preserving is less restrictive than the data-bounded interpolation and reduces oscillations.
- The positivity-preserving interpolation reduces the positive bias in the cloud-mixing ratio prediction.
- In some cases ensuring positivity may require the use of low-order polynomial.

Future Work/Conclusion

- Investigate the 3D case in the context of NEPTUNE.
- Mathematical formulation of the positivity-preserving interpolation for non-uniform mesh.
- **Acknowledgements:**
 - Intel Parallel Computing Center.

References

- [1] Skamarock, William C., and Morris L. Weisman. "The impact of positive-definite moisture transport on NWP precipitation forecasts." *Monthly Weather Review* 137.1 (2009): 488-494.
- [2] Berzins, Martin. "Adaptive polynomial interpolation on evenly spaced meshes." *SIAM review* 49.4 (2007): 604-627.
- [3] Zhang, Xiangxiong, and Shu Chi-Wang. "Maximum-principle-satisfying and positivity-preserving high-order schemes for conservation laws: survey and new developments." *Proceedings of the Royal Society of London A: Mathematical, Physical and Engineering Sciences*. Vol. 467. No. 2134. The Royal Society, 2011.
- [4] Light, Devin, and Dale Durran. "Preserving Non negativity in Discontinuous Galerkin Approximations to Scalar Transport via Truncation and Mass Aware Rescaling (TMAR)." *Monthly Weather Review* 144.12 (2016): 4771-4786.
- [5] T.A.J Ouermi, Robert M. Kirby, Martin Berzins, Positivity Preserving Interpolation (paper in preparation)

Thank you !!

Name: T.A.J.Ouermi

Email: touermi@sci.Utah.edu

Adaptive Polynomial Interpolation

Let $\{x_0, x_1, x_2, \dots, x_N\}$ be a mesh with corresponding data values $\{y_0, y_1, y_2, \dots, y_N\}$

The Newton polynomial passing through the set N data values can be represented as

$$P_N(x) = u_0 + u_1 L_1(x) + u_2 L_2(x) + \dots + u_n L_N(x)$$

where u_i Represents divided differences and L_i the newton basis functions

The polynomial can be rewritten as

$$P_N(x) = U[x_0] + (x - x_0)U[x_0, x_1] \left(1 + \frac{(x - x_1)}{(x_1^r - x_1^l)} \lambda_2 \times \left(1 + \frac{(x - x_1)}{(x_2^r - x_2^l)} \lambda_3 \times \left(1 + \frac{(x - x_3^e)}{(x_3^r - x_3^l)} \lambda_4 \times \dots \times \left(1 + \frac{(x - x_{N-1}^e)}{(x_2^r - x_2^l)} \lambda_N \right) \dots \right) \right) \right)$$

where λ_i is a function of the divided difference u_i

Data-Bounded and Positivity

$\lambda_{k+1} = \left(1 - r_{[x_i, \dots, x_{i+k}] }^{[x_{i-1}, \dots, x_{i+k} - 1]} \right)$ For choosing the next stencil point to be on the left

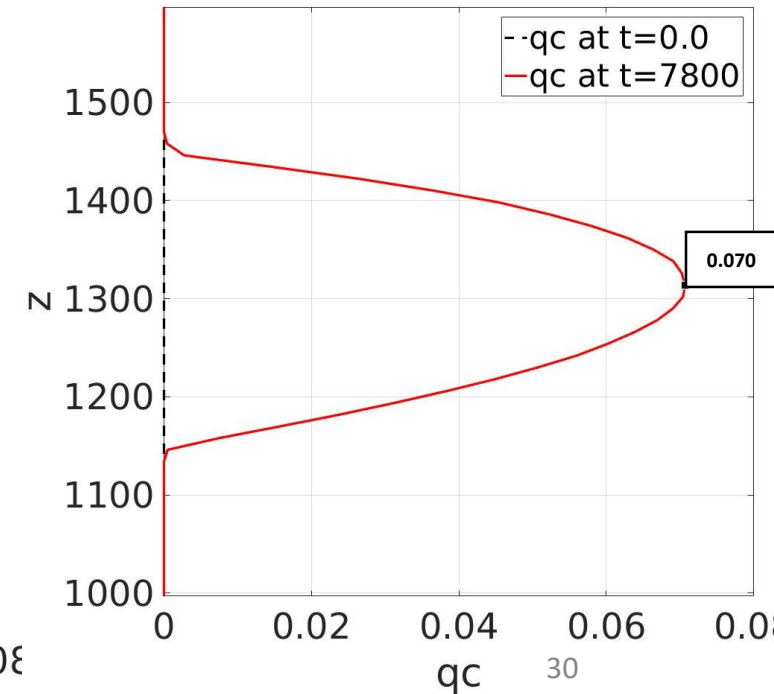
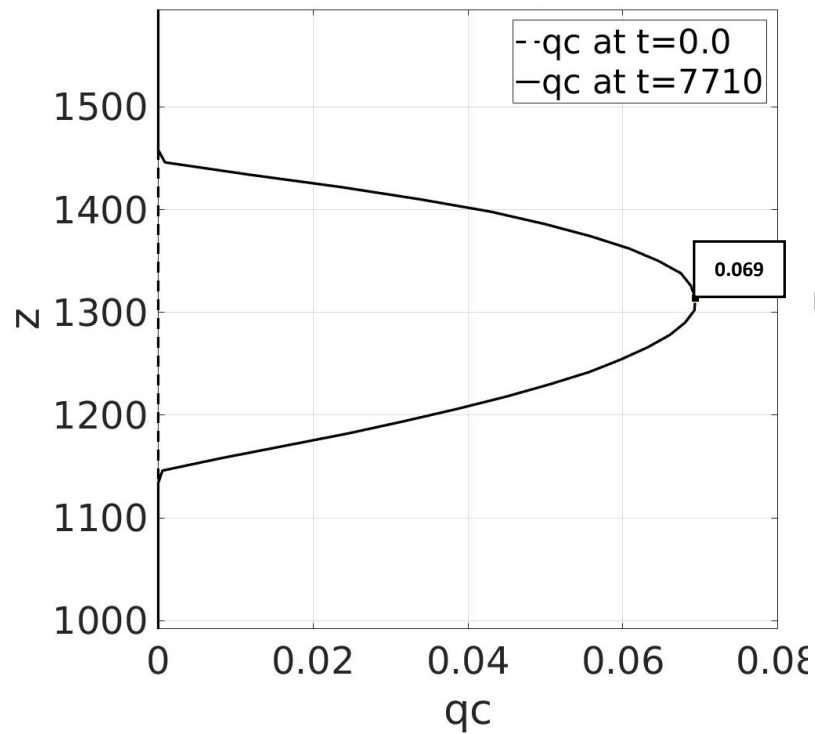
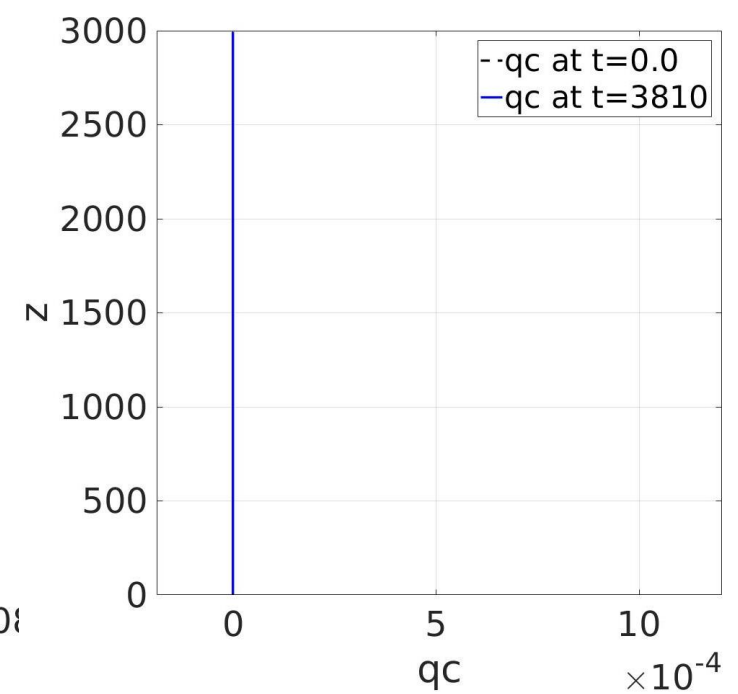
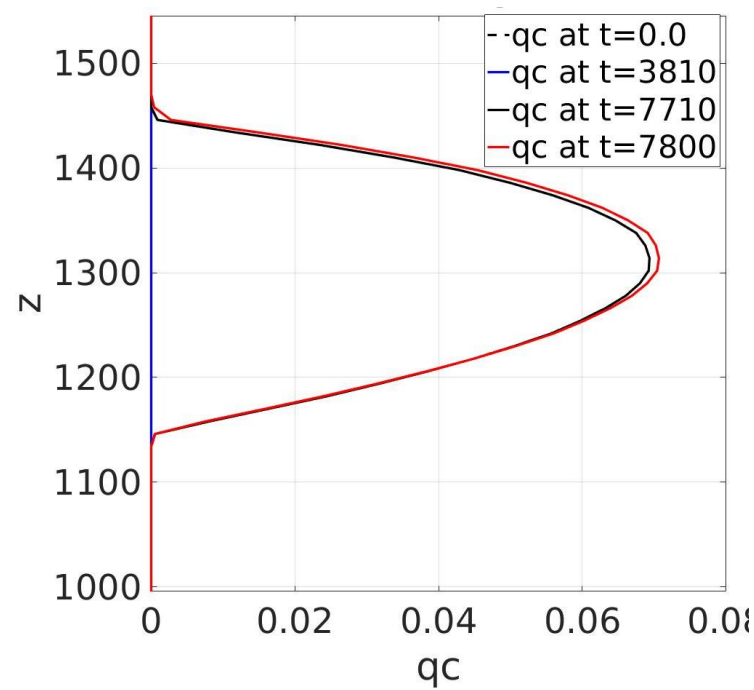
$\lambda_{k+1} = \left(r_{[x_i, \dots, x_{i+k}] }^{[x_{i+1}, \dots, x_{i+k+1}]} - 1 \right)$ For choosing the next stencil point to be on the right

where $r_{[x_i, \dots, x_{i+k}] }^{[x_{i+1}, \dots, x_{i+k+1}]} = \frac{U[x_{i+1}, \dots, x_{i+k+1}]}{U[x_i, \dots, x_{i+k}]}$

- Non-oscillatory and positivity are ensured by enforcing constraints on λ_{k+1}

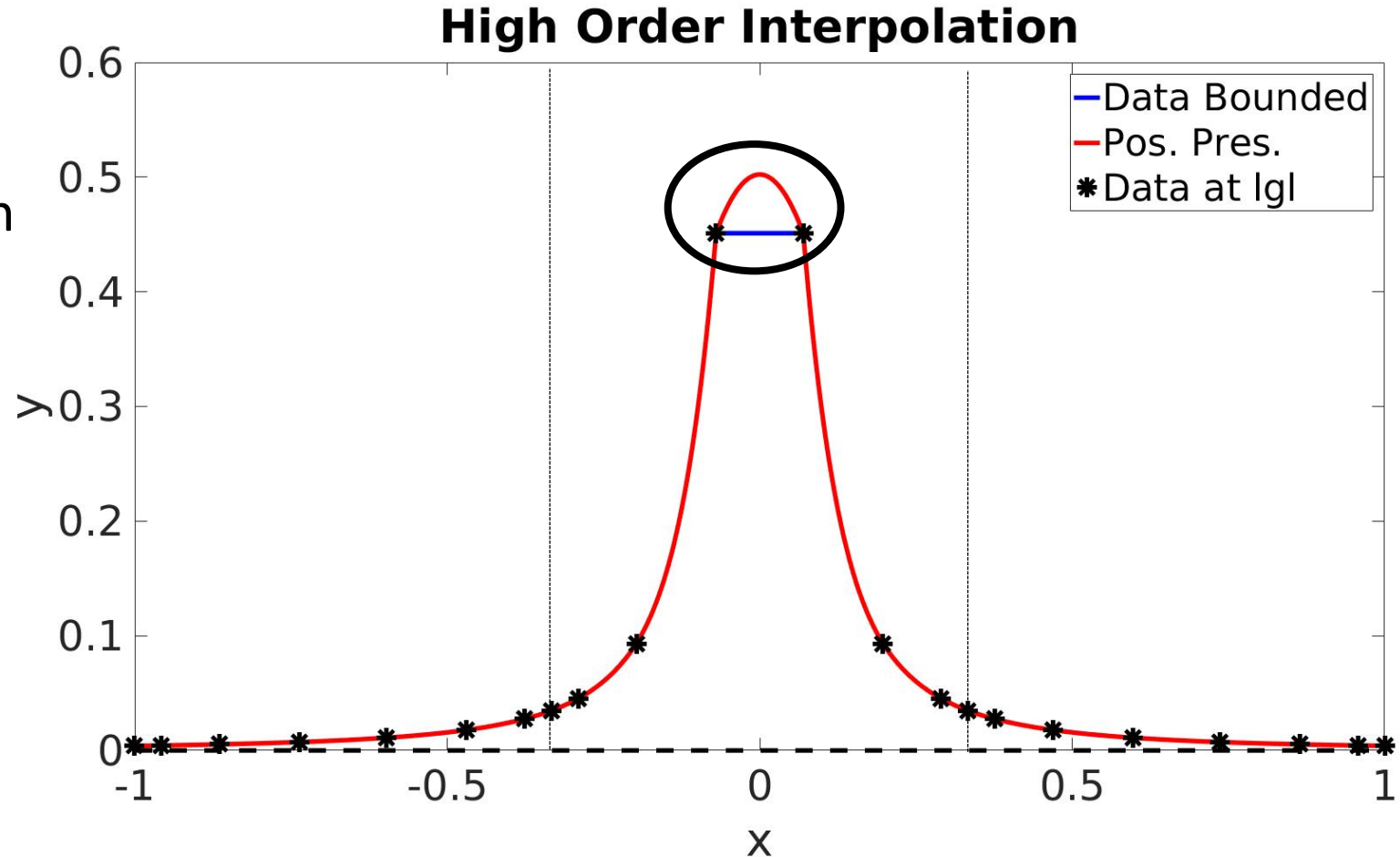
Data-Bounded Interpolation

- Data bounded interpolation with 50 elements.
- The cloud-mixing remains positive over the entire simulation.
- The data bounded limiter is applied at every time step.
- The cloud mixing ratio peak $qc=0.0707$ at $t = 7800.0$.



New Positivity-Preserving Interpolation

- Relaxed bounds for interpolation compared to the data-bounded interpolation.
- Preserves positivity over the entire interval.
- Does not necessarily keep high-order for each subinterval.



Data-Bounded and Positivity-preserving

$$P_N(x) = U[x_0] + (x - x_0)U[x_0, x_1] \left(1 + \frac{(x - x_1)}{(x_1^r - x_1^l)} \lambda_2 \times \left(1 + \frac{(x - x_1)}{(x_2^r - x_2^l)} \lambda_3 \times \left(1 + \frac{(x - x_3^e)}{(x_3^r - x_3^l)} \lambda_4 \times \dots \times \left(1 + \frac{(x - x_{N-1}^e)}{(x_2^r - x_2^l)} \lambda_N \right) \dots \right) \right) \right)$$

- Choose the stencil with smallest divided difference at each stage
- Alter the polynomial by limiting λ_i to ensure positivity or data-boundedness

$$\begin{aligned} |\bar{\lambda}_i| &\leq 1 \quad \text{For Data bounded} \\ |\bar{\lambda}_i| &\leq M \quad \text{For positivity} \end{aligned}$$

$$\text{with } \bar{\lambda}_i = \lambda_1 \times \lambda_2 \times \dots \times \lambda_i$$